

Report of Inspection/Test

Your Facility

1/8/2020

 Customer **Your Facility**
1234 Medical Pkwy
Your City, OR 97070
Jon Smith

Conducted by:

Chris Warren, DAIT

Jared Amato, CFDAI

Oregon Door Consultants
28831 SW Costa Cir W
Wilsonville, OR 97070
admin@oregondoorconsultants.com
Rated Openings Page 1
Inspection Summary

Door Number	Door Type*	Fire-Rating	Customer Door Number	Door Location	Compliant
2008	4-SGL	60 Minute	447A	Hallway 2 to Soiled Room 447	No
2009	4-SGL	60 Minute	447B	Hallway 4 to Soiled Room 447	No
2007	4-SGL	Smoke	406	Nurse Station (405) to Control Station (359)	Yes
2010	6-D/E	Smoke	400A-A	Hallway 1 (400) to Corridor 2 (364)	No
2011	6-D/E	Smoke	400A-B	Hallway 1 (400) to Corridor 2 (364)	No
2013	4-SGL	Smoke	345	Hallway 1 (400) to Meds (345)	No
2005	4-SGL	60 Minute	356A	Corridor 2 (364) to HSK (356)	No
2033	4-SGL	60 Minute	356B	HSK (356) to Hallway (351)	No
2006	4-SGL	Smoke	114C	Hallway (351) to Admit (114)	No
2012	4-SGL	Smoke	215B	Kitchen to Cafeteria	Yes

Report of Inspection/Test

Your Facility

1/8/2020

 Customer **Your Facility**
1234 Medical Pkwy
Your City, OR 97070
Jon Smith

Conducted by:

Chris Warren, DAIT

Jared Amato, CFDAI

Oregon Door Consultants
28831 SW Costa Cir W
Wilsonville, OR 97070
admin@oregondoorconsultants.com
Door 447A
Details

Customer Door Number	447A	Location	Hallway 2 to Soiled Room 447
ODC Door Number	2008	Door Type	Single Door 4
Has Hold Open Device	No	Rating of Barrier	60 minute

Questions

Is door closer rated, installed properly and functioning correctly?	<input checked="" type="checkbox"/> Yes <input type="checkbox"/> No <input type="checkbox"/> NA	Is door and glazing free from excessive signage?	<input checked="" type="checkbox"/> Yes <input type="checkbox"/> No <input type="checkbox"/> NA
Is clearance from bottom of door to bottom of floor less than 3/4"?	<input checked="" type="checkbox"/> Yes <input type="checkbox"/> No <input type="checkbox"/> NA	Is fire exit hardware labeled and have latching points installed?	<input type="checkbox"/> Yes <input type="checkbox"/> No <input checked="" type="checkbox"/> NA
Is clearance correct? Metal (1/8" ± 1/6") - Wood (1/8")	<input type="checkbox"/> Yes <input checked="" type="checkbox"/> No <input type="checkbox"/> NA	Is door free from open holes?	<input checked="" type="checkbox"/> Yes <input type="checkbox"/> No <input type="checkbox"/> NA
Are hinges steel, ball bearing and properly attached?	<input checked="" type="checkbox"/> Yes <input type="checkbox"/> No <input type="checkbox"/> NA	Is door / frame properly labeled?	<input checked="" type="checkbox"/> Yes <input type="checkbox"/> No <input type="checkbox"/> NA
Has signage been attached properly, free from nails, screws and tacks?	<input checked="" type="checkbox"/> Yes <input type="checkbox"/> No <input type="checkbox"/> NA	Is door free from delamination, damage or rust through?	<input checked="" type="checkbox"/> Yes <input type="checkbox"/> No <input type="checkbox"/> NA
Does door swing freely?	<input checked="" type="checkbox"/> Yes <input type="checkbox"/> No <input type="checkbox"/> NA	Is door lock rated, installed properly and functioning correctly?	<input checked="" type="checkbox"/> Yes <input type="checkbox"/> No <input type="checkbox"/> NA
Is frame free from holes, breaks and rust through areas?	<input checked="" type="checkbox"/> Yes <input type="checkbox"/> No <input type="checkbox"/> NA	Does door securely latch?	<input checked="" type="checkbox"/> Yes <input type="checkbox"/> No <input type="checkbox"/> NA
Is glazing, vision light and bead properly rated, intact and securely fastened?	<input checked="" type="checkbox"/> Yes <input type="checkbox"/> No <input type="checkbox"/> NA	Is frame properly secured?	<input checked="" type="checkbox"/> Yes <input type="checkbox"/> No <input type="checkbox"/> NA
Proper Appurtenances	<input checked="" type="checkbox"/> Yes <input type="checkbox"/> No <input type="checkbox"/> NA	Does door close completely?	<input checked="" type="checkbox"/> Yes <input type="checkbox"/> No <input type="checkbox"/> NA

Report of Inspection/Test

Your Facility

1/8/2020

Customer **Your Facility**

1234 Medical Pkwy

Your City, OR 97070

Jon Smith

Conducted by:

Chris Warren, DAIT

Jared Amato, CFDAI

Oregon Door Consultants

28831 SW Costa Cir W

Wilsonville, OR 97070

admin@oregondoorconsultants.com

Questions with photos and notes

Door 447A

Location Hallway 2 to Soiled Room 447



Deficiencies 447A

The door does not meet the specified clearances NFPA 80: 6.3.1.7.1

Notes:

This door needs shimmed to NFPA 80: 6.4.3.4 to bring header and lock edge into compliance.

Report of Inspection/Test

Your Facility

1/8/2020

 Customer **Your Facility**
1234 Medical Pkwy
Your City, OR 97070
Jon Smith

Conducted by:

Chris Warren, DAIT

Jared Amato, CFDAI

Oregon Door Consultants
28831 SW Costa Cir W
Wilsonville, OR 97070
admin@oregondoorsconsultants.com
Inspector Signature

I state that the information on this form is correct at the time and place of my inspection, and all equipment tested at this time was left in operational condition upon completion of this inspection except as noted.

Inspector Name

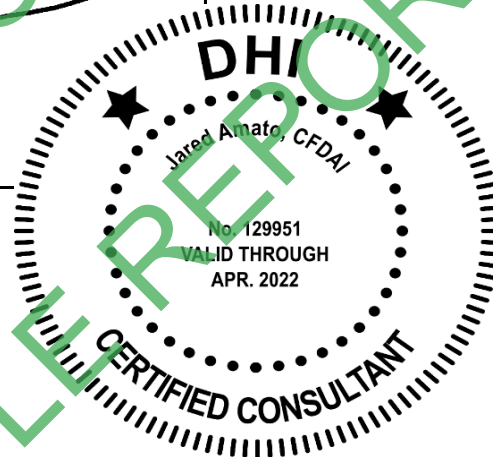
Signature

Date Completed

Jared Amato



1/13/2020



Report of Inspection/Test

Your Facility

1/8/2020

 Customer **Your Facility**
1234 Medical Pkwy
Your City, OR 97070
Jon Smith

Conducted by: Chris Warren, DAIT

Jared Amato, CFDAI

Oregon Door Consultants
28831 SW Costa Cir W
Wilsonville, OR 97070
admin@oregondoorconsultants.com
Door 447B
Details

Customer Door Number	447B	Location	Hallway 4 to Soiled Room 447
ODC Door Number	2009	Door Type	Single Door 4
Has Hold Open Device	No	Rating of Barrier	60 minute

Questions

Is door closer rated, installed properly and functioning correctly?	<input checked="" type="checkbox"/> Yes <input type="checkbox"/> No <input type="checkbox"/> NA	Is door and glazing free from excessive signage?	<input checked="" type="checkbox"/> Yes <input type="checkbox"/> No <input type="checkbox"/> NA
Is clearance from bottom of door to bottom of floor less than 3/4"?	<input checked="" type="checkbox"/> Yes <input type="checkbox"/> No <input type="checkbox"/> NA	Is fire exit hardware labeled and have latching points installed?	<input type="checkbox"/> Yes <input type="checkbox"/> No <input checked="" type="checkbox"/> NA
Is clearance correct? Metal (1/8" ± 1/6") - Wood (1/8")	<input type="checkbox"/> Yes <input checked="" type="checkbox"/> No <input type="checkbox"/> NA	Is door free from open holes?	<input checked="" type="checkbox"/> Yes <input type="checkbox"/> No <input type="checkbox"/> NA
Are hinges steel, ball bearing and properly attached?	<input checked="" type="checkbox"/> Yes <input type="checkbox"/> No <input type="checkbox"/> NA	Is door/ frame properly labeled?	<input checked="" type="checkbox"/> Yes <input type="checkbox"/> No <input type="checkbox"/> NA
Has signage been attached properly, free from nails, screws and tacks?	<input checked="" type="checkbox"/> Yes <input type="checkbox"/> No <input type="checkbox"/> NA	Is door free from delamination, damage or rust through?	<input checked="" type="checkbox"/> Yes <input type="checkbox"/> No <input type="checkbox"/> NA
Does door swing freely?	<input checked="" type="checkbox"/> Yes <input type="checkbox"/> No <input type="checkbox"/> NA	Is door lock rated, installed properly and functioning correctly?	<input checked="" type="checkbox"/> Yes <input type="checkbox"/> No <input type="checkbox"/> NA
Is frame free from holes, breaks and rust through areas?	<input checked="" type="checkbox"/> Yes <input type="checkbox"/> No <input type="checkbox"/> NA	Does door securely latch?	<input checked="" type="checkbox"/> Yes <input type="checkbox"/> No <input type="checkbox"/> NA
Is glazing, vision light and bead properly rated, intact and securely fastened?	<input checked="" type="checkbox"/> Yes <input type="checkbox"/> No <input type="checkbox"/> NA	Is frame properly secured?	<input checked="" type="checkbox"/> Yes <input type="checkbox"/> No <input type="checkbox"/> NA
Proper Appurtenances	<input checked="" type="checkbox"/> Yes <input type="checkbox"/> No <input type="checkbox"/> NA	Does door close completely?	<input checked="" type="checkbox"/> Yes <input type="checkbox"/> No <input type="checkbox"/> NA

Report of Inspection/Test

Your Facility

1/8/2020

Customer **Your Facility**

1234 Medical Pkwy

Your City, OR 97070

Jon Smith

Conducted by:

Chris Warren, DAIT

Jared Amato, CFDAI

Oregon Door Consultants

28831 SW Costa Cir W

Wilsonville, OR 97070

admin@oregondoorconsultants.com

Questions with photos and notes

Door 447B

Location Hallway 4 to Soiled Room 447



Deficiencies 447B

The door does not meet the specified clearances NFPA 80: 6.3.1.7.1

Notes:

This door needs shimmed to NFPA 80: 6.4.3.4 to bring header and lock edge into compliance.

Report of Inspection/Test

Your Facility

1/8/2020

 Customer **Your Facility**
1234 Medical Pkwy
Your City, OR 97070
Jon Smith

Conducted by:

Chris Warren, DAIT

Jared Amato, CFDAI

Oregon Door Consultants
28831 SW Costa Cir W
Wilsonville, OR 97070
admin@oregondoorsconsultants.com
Inspector Signature

I state that the information on this form is correct at the time and place of my inspection, and all equipment tested at this time was left in operational condition upon completion of this inspection except as noted.

Inspector Name

Signature

Date Completed

Jared Amato



1/13/2020



Report of Inspection/Test	
Your Facility	
1/8/2020	Conducted by: Chris Warren, DAIT
Customer Your Facility	Jared Amato, CFDAI
1234 Medical Pkwy	Oregon Door Consultants
Your City, OR 97070	28831 SW Costa Cir W
Jon Smith	Wilsonville, OR 97070
	admin@oregondoorconsultants.com

Door	400A-A
-------------	---------------

Details	
----------------	--

Customer Door Number	400A-A	Location	Hallway 1 (400) to Corridor 2 (364)
----------------------	---------------	----------	--

ODC Door Number	2010	Door Type	Dual Egress	6
-----------------	-------------	-----------	--------------------	----------

Has Hold Open Device	Yes	Rating of Barrier	Smoke
----------------------	------------	-------------------	--------------

Questions			
------------------	--	--	--

Is door closer rated, installed properly and functioning correctly?	<input checked="" type="checkbox"/> Yes <input type="checkbox"/> No <input type="checkbox"/> NA	Is door and glazing free from excessive signage?	<input type="checkbox"/> Yes <input checked="" type="checkbox"/> No <input type="checkbox"/> NA
---	---	--	---

Is clearance from bottom of door to bottom of floor less than 3/4"?	<input checked="" type="checkbox"/> Yes <input type="checkbox"/> No <input type="checkbox"/> NA	Is fire exit hardware labeled and have latching points installed?	<input type="checkbox"/> Yes <input type="checkbox"/> No <input checked="" type="checkbox"/> NA
---	---	---	---

Is clearance correct? Metal (1/8" ± 1/6") - Wood (1/8")	<input checked="" type="checkbox"/> Yes <input type="checkbox"/> No <input type="checkbox"/> NA	Is door free from open holes?	<input checked="" type="checkbox"/> Yes <input type="checkbox"/> No <input type="checkbox"/> NA
--	---	-------------------------------	---

Are hinges steel, ball bearing and properly attached?	<input checked="" type="checkbox"/> Yes <input type="checkbox"/> No <input type="checkbox"/> NA	Is door/ frame properly labeled?	<input checked="" type="checkbox"/> Yes <input type="checkbox"/> No <input type="checkbox"/> NA
---	---	----------------------------------	---

Has signage been attached properly, free from nails, screws and tacks?	<input checked="" type="checkbox"/> Yes <input type="checkbox"/> No <input type="checkbox"/> NA	Is door free from delamination, damage or rust through?	<input checked="" type="checkbox"/> Yes <input type="checkbox"/> No <input type="checkbox"/> NA
--	---	---	---

Does door swing freely?	<input checked="" type="checkbox"/> Yes <input type="checkbox"/> No <input type="checkbox"/> NA	Is door lock rated, installed properly and functioning correctly?	<input checked="" type="checkbox"/> Yes <input type="checkbox"/> No <input type="checkbox"/> NA
-------------------------	---	---	---

Is frame free from holes, breaks and rust through areas?	<input checked="" type="checkbox"/> Yes <input type="checkbox"/> No <input type="checkbox"/> NA	Does door securely latch?	<input checked="" type="checkbox"/> Yes <input type="checkbox"/> No <input type="checkbox"/> NA
--	---	---------------------------	---

Is glazing, vision light and bead properly rated, intact and securely fastened?	<input checked="" type="checkbox"/> Yes <input type="checkbox"/> No <input type="checkbox"/> NA	Is frame properly secured?	<input checked="" type="checkbox"/> Yes <input type="checkbox"/> No <input type="checkbox"/> NA
---	---	----------------------------	---

Proper Appurtenances	<input checked="" type="checkbox"/> Yes <input type="checkbox"/> No <input type="checkbox"/> NA	Does door close completely?	<input checked="" type="checkbox"/> Yes <input type="checkbox"/> No <input type="checkbox"/> NA
----------------------	---	-----------------------------	---

Report of Inspection/Test

Your Facility

1/8/2020

Customer **Your Facility**

1234 Medical Pkwy

Your City, OR 97070

Jon Smith

Conducted by:

Chris Warren, DAIT

Jared Amato, CFDAI

Oregon Door Consultants

28831 SW Costa Cir W

Wilsonville, OR 97070

admin@oregondoorconsultants.com

Questions with photos and notes

Door 400A-A

Location Hallway 1 (400) to Corridor 2 (364)



Deficiencies

400A-A

NFPA 80: 4.1.4.1 - The total area of all attached signs shall not exceed 5% of the area of the face of the fire door to which they are attached.

NFPA 80: 4.1.4.3 - Signs shall not be installed on glazing material in fire doors.

Notes:

The large sign needs removed and placed somewhere other than the door.

If you move the smaller sign to where it isn't covering the glazing you will be fine.

Report of Inspection/Test

Your Facility

1/8/2020

 Customer **Your Facility**
1234 Medical Pkwy
Your City, OR 97070
Jon Smith

Conducted by:

Chris Warren, DAIT

Jared Amato, CFDAI

Oregon Door Consultants
28831 SW Costa Cir W
Wilsonville, OR 97070
admin@oregondoorsconsultants.com
Inspector Signature

I state that the information on this form is correct at the time and place of my inspection, and all equipment tested at this time was left in operational condition upon completion of this inspection except as noted.

Inspector Name

Signature

Date Completed

Jared Amato



1/13/2020



Report of Inspection/Test	
Your Facility	
1/8/2020	Conducted by: Chris Warren, DAIT
Customer Your Facility	Jared Amato, CFDAI
1234 Medical Pkwy	Oregon Door Consultants
Your City, OR 97070	28831 SW Costa Cir W
Jon Smith	Wilsonville, OR 97070
	admin@oregondoorconsultants.com

Door 400A-B
Details

Customer Door Number	400A-B	Location	Hallway 1 (400) to Corridor 2 (364)
ODC Door Number	2011	Door Type	Dual Egress 6
Has Hold Open Device	Yes	Rating of Barrier	Smoke

Questions

Is door closer rated, installed properly and functioning correctly?	<input type="checkbox"/> Yes <input checked="" type="checkbox"/> No <input type="checkbox"/> NA	Is door and glazing free from excessive signage?	<input checked="" type="checkbox"/> Yes <input type="checkbox"/> No <input type="checkbox"/> NA
Is clearance from bottom of door to bottom of floor less than 3/4"?	<input checked="" type="checkbox"/> Yes <input type="checkbox"/> No <input type="checkbox"/> NA	Is fire exit hardware labeled and have latching points installed?	<input type="checkbox"/> Yes <input checked="" type="checkbox"/> No <input type="checkbox"/> NA
Is clearance correct? Metal (1/8" ± 1/6") - Wood (1/8")	<input checked="" type="checkbox"/> Yes <input type="checkbox"/> No <input type="checkbox"/> NA	Is door free from open holes?	<input checked="" type="checkbox"/> Yes <input type="checkbox"/> No <input type="checkbox"/> NA
Are hinges steel, ball bearing and properly attached?	<input checked="" type="checkbox"/> Yes <input type="checkbox"/> No <input type="checkbox"/> NA	Is door/ frame properly labeled?	<input checked="" type="checkbox"/> Yes <input type="checkbox"/> No <input type="checkbox"/> NA
Has signage been attached properly, free from nails, screws and tacks?	<input checked="" type="checkbox"/> Yes <input type="checkbox"/> No <input type="checkbox"/> NA	Is door free from delamination, damage or rust through?	<input checked="" type="checkbox"/> Yes <input type="checkbox"/> No <input type="checkbox"/> NA
Does door swing freely?	<input checked="" type="checkbox"/> Yes <input type="checkbox"/> No <input type="checkbox"/> NA	Is door lock rated, installed properly and functioning correctly?	<input checked="" type="checkbox"/> Yes <input type="checkbox"/> No <input type="checkbox"/> NA
Is frame free from holes, breaks and rust through areas?	<input checked="" type="checkbox"/> Yes <input type="checkbox"/> No <input type="checkbox"/> NA	Does door securely latch?	<input checked="" type="checkbox"/> Yes <input type="checkbox"/> No <input type="checkbox"/> NA
Is glazing, vision light and bead properly rated, intact and securely fastened?	<input checked="" type="checkbox"/> Yes <input type="checkbox"/> No <input type="checkbox"/> NA	Is frame properly secured?	<input checked="" type="checkbox"/> Yes <input type="checkbox"/> No <input type="checkbox"/> NA
Proper Appurtenances	<input checked="" type="checkbox"/> Yes <input type="checkbox"/> No <input type="checkbox"/> NA	Does door close completely?	<input checked="" type="checkbox"/> Yes <input type="checkbox"/> No <input type="checkbox"/> NA

Report of Inspection/Test

Your Facility

1/8/2020

 Customer **Your Facility**
1234 Medical Pkwy
Your City, OR 97070
Jon Smith

Conducted by:

Chris Warren, DAIT

Jared Amato, CFDAI

Oregon Door Consultants
28831 SW Costa Cir W
Wilsonville, OR 97070
admin@oregondoorconsultants.com
Questions with photos and notes

Door 400A-B

Location Hallway 1 (400) to Corridor 2 (364)


Deficiencies

400A-B

NFPA 80: 6.4.4.7.1 - ...fire exit hardware shall be secured to reinforcements in the doors with machine screws or shall be attached with through-bolts.

NFPA 80: 6.4.4.1 - Only labeled locks and latches or labeled fire exit hardware (panic devices) meeting both life safety requirements and fire protection requirements shall be used.

Notes:

I would look around for a LCN closer screw pack and use one of those screws. We can order this.

Missing the UL label is a problem. We will not be able to order "just" a label.

Report of Inspection/Test

Your Facility

1/8/2020

 Customer **Your Facility**
1234 Medical Pkwy
Your City, OR 97070
Jon Smith

Conducted by:

Chris Warren, DAIT

Jared Amato, CFDAI

Oregon Door Consultants
28831 SW Costa Cir W
Wilsonville, OR 97070
admin@oregondoorsconsultants.com
Inspector Signature

I state that the information on this form is correct at the time and place of my inspection, and all equipment tested at this time was left in operational condition upon completion of this inspection except as noted.

Inspector Name	Signature	Date Completed
Jared Amato		1/13/2020



OREGON DOOR CONSULTANTS

EXAMPLE REPORT

Report of Inspection/Test	
Your Facility	
1/8/2020	Conducted by: Chris Warren, DAIT
Customer Your Facility	Jared Amato, CFDAI
1234 Medical Pkwy	Oregon Door Consultants
Your City, OR 97070	28831 SW Costa Cir W
Jon Smith	Wilsonville, OR 97070
	admin@oregondoorconsultants.com

Door	345
-------------	------------

Details	
----------------	--

Customer Door Number	345	Location	Hallway 1 (400) to Meds (345)
----------------------	------------	----------	--------------------------------------

ODC Door Number	2013	Door Type	Single Door	4
-----------------	-------------	-----------	--------------------	----------

Has Hold Open Device	No	Rating of Barrier	Smoke
----------------------	-----------	-------------------	--------------

Questions	
------------------	--

Is door closer rated, installed properly and functioning correctly?	<input checked="" type="checkbox"/> Yes <input type="checkbox"/> No <input type="checkbox"/> NA	Is door and glazing free from excessive signage?	<input checked="" type="checkbox"/> Yes <input type="checkbox"/> No <input type="checkbox"/> NA
---	---	--	---

Is clearance from bottom of door to bottom of floor less than 3/4"?	<input checked="" type="checkbox"/> Yes <input type="checkbox"/> No <input type="checkbox"/> NA	Is fire exit hardware labeled and have latching points installed?	<input checked="" type="checkbox"/> Yes <input type="checkbox"/> No <input type="checkbox"/> NA
---	---	---	---

Is clearance correct? Metal (1/8" ± 1/6") - Wood (1/8")	<input checked="" type="checkbox"/> Yes <input type="checkbox"/> No <input type="checkbox"/> NA	Is door free from open holes?	<input checked="" type="checkbox"/> Yes <input type="checkbox"/> No <input type="checkbox"/> NA
--	---	-------------------------------	---

Are hinges steel, ball bearing and properly attached?	<input checked="" type="checkbox"/> Yes <input type="checkbox"/> No <input type="checkbox"/> NA	Is door / frame properly labeled?	<input checked="" type="checkbox"/> Yes <input type="checkbox"/> No <input type="checkbox"/> NA
---	---	-----------------------------------	---

Has signage been attached properly, free from nails, screws and tacks?	<input checked="" type="checkbox"/> Yes <input type="checkbox"/> No <input type="checkbox"/> NA	Is door free from delamination, damage or rust through?	<input checked="" type="checkbox"/> Yes <input type="checkbox"/> No <input type="checkbox"/> NA
--	---	---	---

Does door swing freely?	<input checked="" type="checkbox"/> Yes <input type="checkbox"/> No <input type="checkbox"/> NA	Is door lock rated, installed properly and functioning correctly?	<input checked="" type="checkbox"/> Yes <input type="checkbox"/> No <input type="checkbox"/> NA
-------------------------	---	---	---

Is frame free from holes, breaks and rust through areas?	<input checked="" type="checkbox"/> Yes <input type="checkbox"/> No <input type="checkbox"/> NA	Does door securely latch?	<input checked="" type="checkbox"/> Yes <input type="checkbox"/> No <input type="checkbox"/> NA
--	---	---------------------------	---

Is glazing, vision light and bead properly rated, intact and securely fastened?	<input checked="" type="checkbox"/> Yes <input type="checkbox"/> No <input type="checkbox"/> NA	Is frame properly secured?	<input checked="" type="checkbox"/> Yes <input type="checkbox"/> No <input type="checkbox"/> NA
---	---	----------------------------	---

Proper Appurtenances	<input type="checkbox"/> Yes <input checked="" type="checkbox"/> No <input type="checkbox"/> NA	Does door close completely?	<input checked="" type="checkbox"/> Yes <input type="checkbox"/> No <input type="checkbox"/> NA
-----------------------------	---	-----------------------------	---

Report of Inspection/Test

Your Facility

1/8/2020

Customer **Your Facility**

1234 Medical Pkwy

Your City, OR 97070

Jon Smith

Conducted by:

Chris Warren, DAIT

Jared Amato, CFDAI

Oregon Door Consultants

28831 SW Costa Cir W

Wilsonville, OR 97070

admin@oregondoorconsultants.com

Questions with photos and notes

Door 345

Location Hallway 1 (400) to Meds (345)



Deficiencies

345

NFPA 80: 4.1.3.1 - ... application of plant-ons and laminated overlays shall be preformed in accordance with the manufacturer's inspection service procedure and under labeled service.

Notes:

This lock box is not approved to be attached to a rated opening. This needs moved and holes repaired using steel fasteners to completely fill the hole or filling holes with the same material as the door. NFPA 80: 5.2.15.4. Smoke doors are inspected and tested in accordance with Chapter 5 of NFPA 80 (NFPA 105 5.2.1.1).

Report of Inspection/Test

Your Facility

1/8/2020

 Customer **Your Facility**
1234 Medical Pkwy
Your City, OR 97070
Jon Smith

Conducted by:

Chris Warren, DAIT

Jared Amato, CFDAI

Oregon Door Consultants
28831 SW Costa Cir W
Wilsonville, OR 97070
admin@oregondoorsconsultants.com
Inspector Signature

I state that the information on this form is correct at the time and place of my inspection, and all equipment tested at this time was left in operational condition upon completion of this inspection except as noted.

Inspector Name	Signature	Date Completed
Jared Amato		1/13/2020



OREGON DOOR CONSULTANTS

EXAMPLE REPORT

Report of Inspection/Test	
Your Facility	
1/8/2020	Conducted by: Chris Warren, DAIT
Customer Your Facility	Jared Amato, CFDAI
1234 Medical Pkwy	Oregon Door Consultants
Your City, OR 97070	28831 SW Costa Cir W
Jon Smith	Wilsonville, OR 97070
	admin@oregondoorconsultants.com

Door	356A
-------------	-------------

Details	
----------------	--

Customer Door Number	356A	Location	Corridor 2 (364) to HOUSEKEEPING (356)
ODC Door Number	2005	Door Type	Single Door 4
Has Hold Open Device	No	Rating of Barrier	60 Minute

Questions	
------------------	--

Is door closer rated, installed properly and functioning correctly?	<input checked="" type="checkbox"/> Yes <input type="checkbox"/> No <input type="checkbox"/> NA	Is door and glazing free from excessive signage?	<input checked="" type="checkbox"/> Yes <input type="checkbox"/> No <input type="checkbox"/> NA
Is clearance from bottom of door to bottom of floor less than 3/4"?	<input type="checkbox"/> Yes <input checked="" type="checkbox"/> No <input type="checkbox"/> NA	Is fire exit hardware labeled and have latching points installed?	<input checked="" type="checkbox"/> Yes <input type="checkbox"/> No <input type="checkbox"/> NA
Is clearance correct? Metal (1/8" ± 1/6") - Wood (1/8")	<input checked="" type="checkbox"/> Yes <input type="checkbox"/> No <input type="checkbox"/> NA	Is door free from open holes?	<input checked="" type="checkbox"/> Yes <input type="checkbox"/> No <input type="checkbox"/> NA
Are hinges steel, ball bearing and properly attached?	<input checked="" type="checkbox"/> Yes <input type="checkbox"/> No <input type="checkbox"/> NA	Is door / frame properly labeled?	<input type="checkbox"/> Yes <input checked="" type="checkbox"/> No <input type="checkbox"/> NA
Has signage been attached properly, free from nails, screws and tacks?	<input checked="" type="checkbox"/> Yes <input type="checkbox"/> No <input type="checkbox"/> NA	Is door free from delamination, damage or rust through?	<input checked="" type="checkbox"/> Yes <input type="checkbox"/> No <input type="checkbox"/> NA
Does door swing freely?	<input checked="" type="checkbox"/> Yes <input type="checkbox"/> No <input type="checkbox"/> NA	Is door lock rated, installed properly and functioning correctly?	<input checked="" type="checkbox"/> Yes <input type="checkbox"/> No <input type="checkbox"/> NA
Is frame free from holes, breaks and rust through areas?	<input checked="" type="checkbox"/> Yes <input type="checkbox"/> No <input type="checkbox"/> NA	Does door securely latch?	<input checked="" type="checkbox"/> Yes <input type="checkbox"/> No <input type="checkbox"/> NA
Is glazing, vision light and bead properly rated, intact and securely fastened?	<input checked="" type="checkbox"/> Yes <input type="checkbox"/> No <input type="checkbox"/> NA	Is frame properly secured?	<input checked="" type="checkbox"/> Yes <input type="checkbox"/> No <input type="checkbox"/> NA
Proper Appurtenances	<input checked="" type="checkbox"/> Yes <input type="checkbox"/> No <input type="checkbox"/> NA	Does door close completely?	<input checked="" type="checkbox"/> Yes <input type="checkbox"/> No <input type="checkbox"/> NA

Report of Inspection/Test

Your Facility

1/8/2020

Customer **Your Facility**

1234 Medical Pkwy

Your City, OR 97070

Jon Smith

Conducted by:

Chris Warren, DAIT

Jared Amato, CFDAI

Oregon Door Consultants

28831 SW Costa Cir W

Wilsonville, OR 97070

admin@oregondoorconsultants.com

Questions with photos and notes

Door 356A

Location Corridor 2 (364) to HOUSEKEEPING (356)



Deficiencies

356A

NFPA 80: 4.8.4.1 - The clearance under the bottom of a door shall be a maximum of 3/4 in.

NFPA 80: 6.3.1.1 - Only labeled door frames shall be used.

Notes:

Door needs bottom gap reduced.

You might want to have someone go through and try to scarp the paint off the label or use a non odor emitting solvent. Some times the painters come through and put a piece of tape over the label that can be peeled away. Having a testing agency come to recertify can be cost prohibitive.

Report of Inspection/Test

Your Facility

1/8/2020

 Customer **Your Facility**
**1234 Medical Pkwy
Your City, OR 97070
Jon Smith**

Conducted by:

Chris Warren, DAIT

Jared Amato, CFDAI

Oregon Door Consultants
28831 SW Costa Cir W
Wilsonville, OR 97070
admin@oregondoorsconsultants.com
Inspector Signature

I state that the information on this form is correct at the time and place of my inspection, and all equipment tested at this time was left in operational condition upon completion of this inspection except as noted.

Inspector Name

Signature

Date Completed

Jared Amato



1/13/2020



Report of Inspection/Test

Your Facility

1/8/2020

 Customer **Your Facility**
1234 Medical Pkwy
Your City, OR 97070
Jon Smith

Conducted by: Chris Warren, DAIT

Jared Amato, CFDAI

Oregon Door Consultants
28831 SW Costa Cir W
Wilsonville, OR 97070
admin@oregondoorconsultants.com
Door 356B
Details

 Customer Door Number **356B** Location **HOUSEKEEPING (356) to Hallway (351)**

 ODC Door Number **2033** Door Type **Single Door** **4**

 Has Hold Open Device **No** Rating of Barrier **60 Minute**
Questions

Is door closer rated, installed properly and functioning correctly?	<input checked="" type="checkbox"/> Yes <input type="checkbox"/> No <input type="checkbox"/> NA	Is door and glazing free from excessive signage?	<input checked="" type="checkbox"/> Yes <input type="checkbox"/> No <input type="checkbox"/> NA
---	---	--	---

Is clearance from bottom of door to bottom of floor less than 3/4"?	<input checked="" type="checkbox"/> Yes <input type="checkbox"/> No <input type="checkbox"/> NA	Is fire exit hardware labeled and have latching points installed?	<input checked="" type="checkbox"/> Yes <input type="checkbox"/> No <input type="checkbox"/> NA
---	---	---	---

Is clearance correct? Metal (1/8" ± 1/6") - Wood (1/8")	<input checked="" type="checkbox"/> Yes <input type="checkbox"/> No <input type="checkbox"/> NA	Is door free from open holes?	<input checked="" type="checkbox"/> Yes <input type="checkbox"/> No <input type="checkbox"/> NA
--	---	-------------------------------	---

Are hinges steel, ball bearing and properly attached?	<input checked="" type="checkbox"/> Yes <input type="checkbox"/> No <input type="checkbox"/> NA	Is door / frame properly labeled?	<input type="checkbox"/> Yes <input checked="" type="checkbox"/> No <input type="checkbox"/> NA
---	---	-----------------------------------	---

Has signage been attached properly, free from nails, screws and tacks?	<input checked="" type="checkbox"/> Yes <input type="checkbox"/> No <input type="checkbox"/> NA	Is door free from delamination, damage or rust through?	<input type="checkbox"/> Yes <input checked="" type="checkbox"/> No <input type="checkbox"/> NA
--	---	---	---

Does door swing freely?	<input checked="" type="checkbox"/> Yes <input type="checkbox"/> No <input type="checkbox"/> NA	Is door lock rated, installed properly and functioning correctly?	<input checked="" type="checkbox"/> Yes <input type="checkbox"/> No <input type="checkbox"/> NA
-------------------------	---	---	---

Is frame free from holes, breaks and rust through areas?	<input checked="" type="checkbox"/> Yes <input type="checkbox"/> No <input type="checkbox"/> NA	Does door securely latch?	<input checked="" type="checkbox"/> Yes <input type="checkbox"/> No <input type="checkbox"/> NA
--	---	---------------------------	---

Is glazing, vision light and bead properly rated, intact and securely fastened?	<input checked="" type="checkbox"/> Yes <input type="checkbox"/> No <input type="checkbox"/> NA	Is frame properly secured?	<input checked="" type="checkbox"/> Yes <input type="checkbox"/> No <input type="checkbox"/> NA
---	---	----------------------------	---

Proper Appurtenances	<input checked="" type="checkbox"/> Yes <input type="checkbox"/> No <input type="checkbox"/> NA	Does door close completely?	<input checked="" type="checkbox"/> Yes <input type="checkbox"/> No <input type="checkbox"/> NA
----------------------	---	-----------------------------	---

Report of Inspection/Test

Your Facility

1/8/2020

Customer **Your Facility**

1234 Medical Pkwy

Your City, OR 97070

Jon Smith

Conducted by:

Chris Warren, DAIT

Jared Amato, CFDAI

Oregon Door Consultants

28831 SW Costa Cir W


Wilsonville, OR 97070

admin@oregondoorconsultants.com

Questions with photos and notes

Door 356B

Location HOUSEKEEPING (356) to Hallway (351)



Deficiencies 356B

NFPA 80: 5.2.4.2 (1) No open holes or breaks exist in surfaces of either the door or frame.

NFPA 80: 6.3.1.1 - Only labeled door frames shall be used.

Notes: This is apparent delamination of the skin of the door. I would hold off until your DNV inspection. At that point if they call it out we can order a replacement door.

You might want to have someone go through and try to scarp the paint off the label or use a non odor emitting solvent. Some times the painters come through and put a piece of tape over the label that can be peeled away. Having a testing agency come to recertify can be cost prohibitive.

Report of Inspection/Test

Your Facility

1/8/2020

 Customer **Your Facility**
**1234 Medical Pkwy
 Your City, OR 97070
 Jon Smith**

Conducted by:

Chris Warren, DAIT

Jared Amato, CFDAI

Oregon Door Consultants
28831 SW Costa Cir W
Wilsonville, OR 97070
admin@oregondoorsconsultants.com
Inspector Signature

I state that the information on this form is correct at the time and place of my inspection, and all equipment tested at this time was left in operational condition upon completion of this inspection except as noted.

Inspector Name

Signature

Date Completed

Jared Amato



1/13/2020



OREGON DOOR CONSULTANTS
 EXAMPLE REPORT

Report of Inspection/Test	
Your Facility	
1/8/2020	Conducted by: Chris Warren, DAIT
Customer Your Facility	Jared Amato, CFDAI
1234 Medical Pkwy	Oregon Door Consultants
Your City, OR 97070	28831 SW Costa Cir W
Jon Smith	Wilsonville, OR 97070
	admin@oregondoorconsultants.com

Door 114C

Details

Customer Door Number	114C	Location	Hallway (351) to Admit (114)
ODC Door Number	2006	Door Type	Single Door 4
Has Hold Open Device	Yes	Rating of Barrier	Smoke

Questions

Is door closer rated, installed properly and functioning correctly?	<input checked="" type="checkbox"/> Yes <input type="checkbox"/> No <input type="checkbox"/> NA	Is door and glazing free from excessive signage?	<input type="checkbox"/> Yes <input checked="" type="checkbox"/> No <input type="checkbox"/> NA
Is clearance from bottom of door to bottom of floor less than 3/4"?	<input checked="" type="checkbox"/> Yes <input type="checkbox"/> No <input type="checkbox"/> NA	Is fire exit hardware labeled and have latching points installed?	<input checked="" type="checkbox"/> Yes <input type="checkbox"/> No <input type="checkbox"/> NA
Is clearance correct? Metal (1/8" ± 1/6") - Wood (1/8")	<input checked="" type="checkbox"/> Yes <input type="checkbox"/> No <input type="checkbox"/> NA	Is door free from open holes?	<input checked="" type="checkbox"/> Yes <input type="checkbox"/> No <input type="checkbox"/> NA
Are hinges steel, ball bearing and properly attached?	<input checked="" type="checkbox"/> Yes <input type="checkbox"/> No <input type="checkbox"/> NA	Is door/ frame properly labeled?	<input checked="" type="checkbox"/> Yes <input type="checkbox"/> No <input type="checkbox"/> NA
Has signage been attached properly, free from nails, screws and tacks?	<input checked="" type="checkbox"/> Yes <input type="checkbox"/> No <input type="checkbox"/> NA	Is door free from delamination, damage or rust through?	<input checked="" type="checkbox"/> Yes <input type="checkbox"/> No <input type="checkbox"/> NA
Does door swing freely?	<input checked="" type="checkbox"/> Yes <input type="checkbox"/> No <input type="checkbox"/> NA	Is door lock rated, installed properly and functioning correctly?	<input checked="" type="checkbox"/> Yes <input type="checkbox"/> No <input type="checkbox"/> NA
Is frame free from holes, breaks and rust through areas?	<input checked="" type="checkbox"/> Yes <input type="checkbox"/> No <input type="checkbox"/> NA	Does door securely latch?	<input checked="" type="checkbox"/> Yes <input type="checkbox"/> No <input type="checkbox"/> NA
Is glazing, vision light and bead properly rated, intact and securely fastened?	<input checked="" type="checkbox"/> Yes <input type="checkbox"/> No <input type="checkbox"/> NA	Is frame properly secured?	<input checked="" type="checkbox"/> Yes <input type="checkbox"/> No <input type="checkbox"/> NA
Proper Appurtenances	<input checked="" type="checkbox"/> Yes <input type="checkbox"/> No <input type="checkbox"/> NA	Does door close completely?	<input checked="" type="checkbox"/> Yes <input type="checkbox"/> No <input type="checkbox"/> NA

Report of Inspection/Test

Your Facility

1/8/2020

Customer **Your Facility**

1234 Medical Pkwy

Your City, OR 97070

Jon Smith

Conducted by:

Chris Warren, DAIT

Jared Amato, CFDAI

Oregon Door Consultants

28831 SW Costa Cir W

Wilsonville, OR 97070

admin@oregondoorconsultants.com

Questions with photos and notes

Door 114C

Location Hallway (351) to Admit (114)



Deficiencies

114C

NFPA 80: 4.1.4.1 - The total area of all attached signs shall not exceed 5% of the area of the face of the fire door to which they are attached.

Notes:

The eye charts need removed and placed somewhere other than the door.

Report of Inspection/Test

Your Facility

1/8/2020

 Customer **Your Facility**
1234 Medical Pkwy
Your City, OR 97070
Jon Smith

Conducted by:

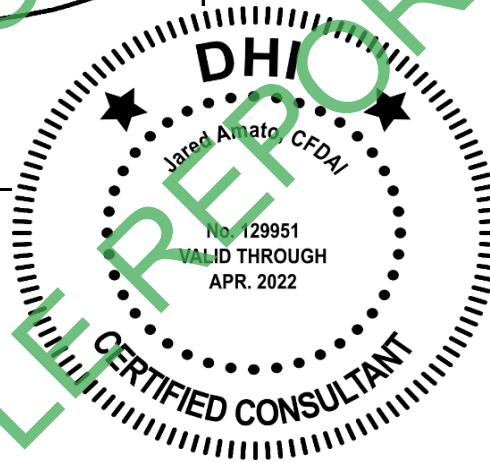
Chris Warren, DAIT

Jared Amato, CFDAI

Oregon Door Consultants
28831 SW Costa Cir W
Wilsonville, OR 97070
admin@oregondoorsconsultants.com
Inspector Signature

I state that the information on this form is correct at the time and place of my inspection, and all equipment tested at this time was left in operational condition upon completion of this inspection except as noted.

Inspector Name	Signature	Date Completed
Jared Amato		1/13/2020



OREGON DOOR CONSULTANTS

EXAMPLE REPORT